

Discover



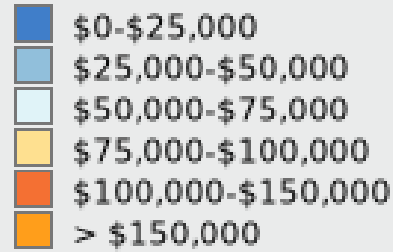
Residential Population Density

• 1 dot = 100

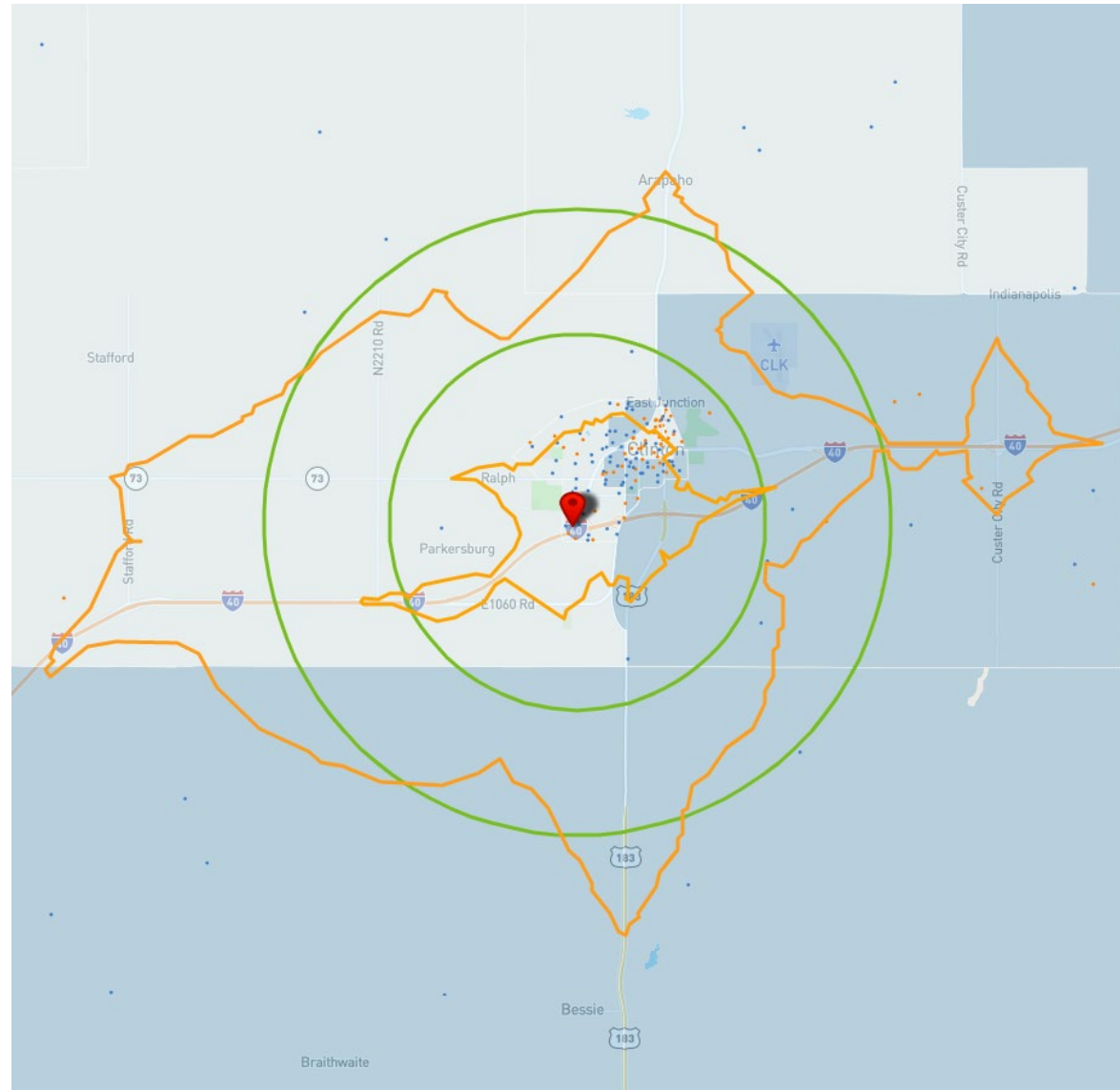
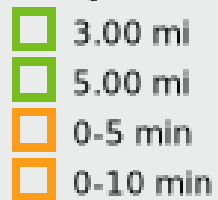
Daytime Employee Population Density

• 1 dot = 100

Median Household Income



Study Area



Discover: Mile Radius and Drive Time Demographics



Category	3-Mile Radius	5-Mile Radius	10-Mile Radius	5-Minute Drive Time	10-Minute Drive Time	15-Minute Drive Time
Current Year Estimated Population	3,463	17,591	78,297	1,432	14,702	41,690
Number of Households	1,377	6,860	30,384	573	5,868	16,461
Projected Annual Growth (5 YR)	16.19%	15.15%	16.09%	15.39%	15.02%	16.10%
Median HH Income 2019	\$41,115	\$45,732	\$49,176	\$39,045	\$43,949	\$44,128
Current Year Average Age	41.7	40.3	40.6	41.2	40.5	40.2
Average Home Value	\$229,629	\$240,678	\$247,525	\$222,693	\$244,004	\$234,116
Current Year % Bachelor's Degree	19%	20%	23%	16%	21%	20%
Daytime Population	4,107	16,316	65,112	3,156	18,087	45,700
Labor Force	2,807	14,038	62,772	1,158	11,687	33,145